

INTERNATIONAL MEETING OF THE
EGYPTIAN VITREORETINAL SOCIETY


EGVRS 2020



1 - 3 APRIL
2020

MÖVENPICK
Aswan, Egypt

www.egvrs.org



Scientific Program Sessions Wednesday 1st of April, 2020

11:00 AM **Registration**

1:00 - 1:45 PM **Welcome Lunch** at Philae building

1.45 - 1.50 PM **Opening Remarks:** President of EGVRS

1.50 - 3.20 PM **Scientific Session #1 "Surprises in Macular Holes".**

Moderators: Zofia Michalewska, Nur Acar, Mostafa Nabih

Topics: (Each talk 6 minutes followed by 2 minutes discussion)

1) Post traumatic macular hole with choroidal rupture and sub-macular hemorrhage

Nur Acar

2) Traumatic impending macular hole **Mohsen Abou Shousha**

3) Laser induced macular holes **Nicolas Ghazi**

4) "Please Stop!" **Judy Kim**

5) Repeated surgery in full thickness macular holes- different approaches:

Zofia Michalewska

6) Refractory macular hole: **Samir El Baha**


7) Recurrence after successful patching: **Mostafa Nabih**

8) Temporal flap ILM surprise: **Mohamed Tawfik**

9) Myopic central RD search twice (not always a macular hole): **Amr Azab**

10) Recurrent myopic rhegmatogenous retinal detachment secondary to a de nouveau myopic MH: **Mohamed Moghazy**

11) Don't Rush! Spontaneous closure of "myopic" macular hole! **Sherif Embabi**



3:20 - 4:30 PM **Scientific Session #2 "Secrets of the Tunnels":
OCTA did it Make a Difference in my Decision! Case Presentation.**

Moderators: Amani Fawzi, Sengul Ozdik, Mohammed Sharaf

Topics: (Each talk 6 minutes followed by 2 minutes discussion)

- 1) OCTA made a difference in my decision: **Sengul Ozdik**
- 2) Swept Source OCT Angiography in vitreomacular traction syndrome: **Zofia Michalewska**
- 3) Maculopathy with double pathology: **Magdy Moussa**
- 4) OCTA- situations when it clinched the diagnosis: **Cyrus Shroff**
- 5) Trust FA but Verify with OCTA: **Rania Estawro**
- 6) CSCR in the Era of OCTA, exploring the buried tomb: **Ziad Eldaly**
- 7) Hope for the "Best": **Alaa Fayed**
- 8) OCTA, not just a fancy tool: **Mahmoud Mekkawy**

4.30- 5:15 PM **Scientific Session #3 Surgical Panel #1: Paradoxical Outcomes!
Video Based Panel Showing Unexpected Outcome after Surgery.**

Moderator: Mahmoud Soliman

Videos: (4 minutes video followed by discussion 2 mins)

Video 1 Unexpected bad outcome: Vitrectomy for retrieval of falling nuclear fragments:
Mostafa Nabih

Video 2 Spontaneous giant retinal tear during vitrectomy: **Mahmoud Soliman**

Video 3 Macular detachment post PPV for endophthalmitis in a high myopic eye! **Sherif Embabi**

Video 4 Vitrectomy with submacular TPA, not always a happy ending story:
Mohamed Moghazy

Video 5 Rebleed after PPV for submacular hemorrhage: **Mohamed Tawfik**

Video 6 Good surgery, bad outcome: **Ahmed Habib**

Video 7 Unexpected outcome after a ruptured globe: **Mohamed Ahmed El Massry**

INTERNATIONAL MEETING OF THE
EGYPTIAN VITREORETINAL SOCIETY


EGVRS 2020



1 - 3 APRIL
2020

MÖVENPICK
Aswan, Egypt

www.egvrs.org



5:15 – 5:45 PM **Coffee break**

5:45 - 6:10 PM **Keynote lecture #1 “Development and Future of Intraoperative OCT”:** **Cynthia Toth** (20 minutes talk followed by 5 minutes Q&A)

6:10 - 7:10 PM **Scientific Session #4 The Young King with the Golden Mask: Pediatric Retina Update**

Moderators: *Cynthia Toth, Sengul Ozdik, Ahmed Abdel Hadi*

Topics: *Each talk 6 minutes followed by 2 minutes discussion*

- 1) Challenges in treatment of Coats disease: **Sengul Ozdik**
- 2) “OCT in ROP: The Baby STEPS Report”: **Cynthia Toth**
- 3) Optical Coherence Tomography Angiography in Pediatric Patients: **Lejla Vajzovic**
- 4) Treatment of stage 3 (and a half) ROP: **Youseff Helmy**
- 5) The 2020 ROP Gang: Our Current Practice: **Ahmed Mansour**
- 6) Vitrectomy for PHPV (PFV): when to do and what to do? **Hany Hamza**
- 7) New approach for persistent fetal vasculature: **Mostafa Nabih**
- 8) Talk How to deal with Breaks during ROP surgery? **Ahmed Abdel Hadi**

INTERNATIONAL MEETING OF THE
EGYPTIAN VITREORETINAL SOCIETY


EGVRS 2020



1 - 3 APRIL
2020

MÖVENPICK
Aswan, Egypt

www.egvrs.org



7:10 – 8:30 PM **Scientific Session #5 *Mystery on the Nile*** (Medical Case Conference)

Moderators: *Judy Kim, Amani Fawzi, Magdy Moussa*

Cases: *Each case 3 minutes followed by 1-minute discussion*

Case 1 Mystery retina; How to solve: **Magdy Moussa**

Case 2 "Dry AMD?" **Judy Kim**

Case 3 PCV? **Shohbit Chawla**

Case 4 malignant" PCV! **Amani Fawzi**

Case 5 Unknown! **Amani Fawzi**

Case 6 Bilateral AMN: **Mohamed Sharaf**

Case 7 Pigmented Mystery Macula: **Youseff Helmy**

Case 8 Autoimmune, do they meet or just imitate: **Ihab Abdel Aziz**

Case 9 A New indication for an old Drug: **Mohamed Nowara**

Case 10 Primary intraocular lymphoma: **Ashraf Mahrous**

Case 11 Pathology Under the Radar: **Dina Baddar**

Case 12 Stagnant ripples! **Sherif Embabi**

Case 13 unusual presentation of posterior scleritis: **Hamza Ahmed Shawky**

Case 14 A Family's Darkest Secret: **Caroline Tawfik**

Case 15 MEWDs features in a case of AZOOR: **Ayman Gehad Elnahry**

Case 16 Coat's...Always a Disaster...? **Rana Hussein**


Case 17 Macular swelling and beyond: **Fayrouz Aboalazayem**

Case 18 The cause can be; a hereditary disease: **Eiman Abdel Latif**

Case 19 ARN "sailing through dire straits": **Esraa Diab**

Case 20 Vitreous hemorrhage what lies beneath: **Hazem El Nashar**

9:00 PM **Dinner** at hotel



Thursday 2nd of April, 2020

8:45 – 9:45 AM **Scientific Session #6 Sub-macular Fluid: What Lies Beneath! Medical or Surgical Case Showing a Typical Condition Associated with Sub-macular Fluid**

Moderators: Judy Kim, Magdy Moussa, Nicolas Ghazi

Topics: (Each talk 6 minutes followed by 2 minutes discussion)

- 1) Truth or Dare? **Caroline Tawfik**
- 2) Atypical causes of submacular fluid: **Nicolas Ghazi**
- 3) Unilateral peripapillary subretinal fluid "curiosity never killed the cat": **Esraa Diab**
- 4) Acute Exudative Polymorphous Vitelliform Maculopathy: **Judy Kim**
- 5) Subretinal fluid: do we have to dry it? **Magdy Moussa**
- 6) Think twice before starting injections: **Mohamed Sharaf**
- 7) Persistent sub-macular fluid after vitrectomy for VMT: **Mahmoud Farouk**

9:45 – 10:45 AM **Scientific Session#7 Diabetic Macular Edema: Real Life Scenarios**

Moderators: Judy Kim, Ahmed Souka, Cyrus Shroff

Topics: (Each talk 6 minutes followed by 2 minutes discussion)

- 1) "Why Won't You Dry?" **Judy Kim**
- 2) A challenging case of DME: **Mohamed Ahmed Elmassry**
- 3) DME plus!!! Is not it enough!!! **Ziad El Daly**
- 4) OCTA Reveals Decreased Capillary Density Following Monthly Bevacizumab Injections for Diabetic Macular Edema: **Ayman Gehad Elnahry**
- 5) Our experience in illuvien for the treatment of DME: **Mohammed Alamry**
- 6) K.I.S.S.-Keep it stupid simple: Vitrectomy for DME with plaque like hard exudates: **Sangeet Mittal**
- 7) Clinical utility of Ultra-wide field imaging in Diabetic retinopathy: **Ahmed Souka**

INTERNATIONAL MEETING OF THE
EGYPTIAN VITREORETINAL SOCIETY


EGVRS 2020



1 - 3 APRIL
2020

MÖVENPICK
Aswan, Egypt

www.egvrs.org



10:45 - 11:10 AM **Keynote Lecture #2 Anti-VEGF in Diabetic Retinopathy: What you Cannot See will Ultimately Hurt you!**
Amani Fawzi (20 minutes talk followed by 5 minutes Q&A).

11:10 AM – 12:20 PM **Scientific Session #8 Surgical Panel #2: Curse of the Pharaohs Unlocked! Video Based Panel Showing Challenging Case or Situation.**

Moderator: Hany Hamza

Videos: (4 min+ 2 min discussion)

Video 1 Management of myopic RD after ICL implantation: **Sherif Sheta**

Video 2 Pediatric chronic RD case: **Nur Acar**

Video 3 Surgery for Von Hippel Lindau syndrome: **Manish Nagpal**

Video 4 Eye reconstruction after trauma: where is the limit? **Barbara Parolini**

Video 5 Two macular holes: **Mohsen Abou Shousha**

Video 6 Acute retinal necrosis syndrome; Vitrectomy as a solution: **Mahmoud Soliman**

Video 7 Surgery in uveal effusion syndrome: **Nicolas Ghazi**

Video 8 Macular fold: **Amr Azab**

Video 9 Vitrectomy for non-resolving sub ILM hemorrhage: **Hany Hamza**

Video 10 Acute vitreous hemorrhage. What is behind the curtain? **Ahmed Elsayy**

Video 11 Sticky ILM after ERM peel: **Wael Soliman**

12:20 - 1:00 PM **Bayer Industry Symposium**

INTERNATIONAL MEETING OF THE
EGYPTIAN VITREORETINAL SOCIETY


EGVRS 2020



1 - 3 APRIL
2020

MÖVENPICK
Aswan, Egypt

www.egvrs.org



1:00 – 1:50 PM **Scientific Session #9 Pediatric Retina Challenging Cases:**
Video based panel showing challenging case or situation in pediatric population

Moderator: *Lejla Vajzovic*

Videos: *(4-minutes video followed by 3 minutes discussion)*

Video 1 *Sengul Ozdik*

Video 2 *Lejla Vajzovic*

Video 3 CXL retinal detachment: **Ahmed Abdel Hadi**

Video 4 Neglected pediatric retinopathy: **Mariam El Fekky**

Video 5 vitreous hemorrhage in glaucomatous hypotonus eye: **Nur Acar**

Video 6 FEVR: Different presentations and surgical techniques: **Hany Hamza**

Video 7 Trypan blue and Densiron in stage 5 ROP: **Ihab Saad**

1:50 – 3:00 PM **Lunch** at Philae Building

3:00 – 3:10 PM **i-Care (B&L) Industry Presentation**

3:10 - 3:25 PM **Allergan Industry Presentation**

INTERNATIONAL MEETING OF THE
EGYPTIAN VITREORETINAL SOCIETY


EGVRS 2020



1 - 3 APRIL
2020

MÖVENPICK
Aswan, Egypt

www.egvrs.org



3:25 – 4:35 PM **Scientific Session #10 “Court Room” with Judge Athanasios:**

Confess your Own Surgical Sins:

Case based panel (10 speakers (each presenting his/her **own complication** (sin) in 7 minutes including discussion: 4 min video followed by 1-minute prosecution and 1 min defense and 1 min to judges

Judges: Athanasios Nikolakopoulos, Khaled El Rakhawy.

Prosecutor: Mohamed Moghazy

Defense: Sengul Ozdik

Case 1 Iatrogenic macular hole during tPA and air injection for submacular hemorrhage:

Hany Hamza

Case 2 A series of unfortunate events with happy ending: **Ayman Khattab**

Case 3 A New type of surgical glove! **Nur Acar**

Case 4 Residual fluid and the perfectionist devil within: **Ahmed Habib**

Case 5 The mortal sins of a straightforward phacovitrectomy: **Youseff Helmy**

Case 6 Retinal Incarceration during SRF Drainage: **Ahmed Saad AlBalkini**

Case 7 Choroidal Blow Out – Inadvertent injection of supra-choroidal air during Silicon Oil Removal: **Sangeet Mittal**

Case 8 Dropped IOL after posterior capsulotomy during silicon oil removal

Mahmoud Farouk

Case 9 PPV monster! **Ashraf Mahrous**

Case 10 Choroidal effusion from dislodged trocar: small mistake! **Muhammad Samir**

4:35 - 5:15 PM **Novartis Industry Symposium**

5:15 – 5:45 PM **Coffee break**

INTERNATIONAL MEETING OF THE
EGYPTIAN VITREORETINAL SOCIETY


EGVRS 2020



1 - 3 APRIL
2020

MÖVENPICK
Aswan, Egypt

www.egvrs.org



5:45 – 6:45 PM **Scientific Session#11 The Fashion Show 2020: Retina Fashion and Trends in 2020!**

Moderators: Cynthia Toth, Barbara Parolini, Lejla Vajzovic

Topics: (Each 8 minutes followed by 2 minutes discussion)

- 1) Intravitreal methotrexate for the treatment of proliferative vitreoretinopathy: Duke experience: **Lejla Vajzovic**
- 2) How Intraoperative OCT can guide our surgery: **Barbara Parolini**
- 3) Multimodal Imaging for Perioperative Evaluation of Infants and Children with Retinal Disease: **Cynthia Toth**
- 4) Intraoperative Optical Coherence Tomography in Gene Therapy Delivery: **Lejla Vajzovic**
- 5) Mirante: A new SLO OCT based machine allowing wider and deeper imaging: **Manish Nagpal**
- 6) Integrating 3D Intraoperative Optical Coherence Tomography with 3D Digital Visualization System: A surgical cockpit: **Lejla Vajzovic**

6:45 – 7:10 AM **Keynote Lecture #3: Autologous Transplant of Choroid and RPE: What Can We Tell After 12y Experience?**

Barbara Parolini (20 minutes talk followed by 5 minutes Q&A).

INTERNATIONAL MEETING OF THE
EGYPTIAN VITREORETINAL SOCIETY


EGVRS 2020



1 - 3 APRIL
2020

MÖVENPICK
Aswan, Egypt

www.egvrs.org



7:10 – 8:10 PM **Scientific Session #12 EGVRS Film Festival**

Anchor: *Dina Baddar*

An Opening Documentary Movie 15 minutes

10 judges: Khaled El Rakhawy, Sherif Sheta, Mahmoud Soliman, Ahmed Magdy Bedda, Manish Nagpal, Judy Kim, Barbara Parolini, Cynthia Toth, Sengul Ozdik, Lejla Vajzovic

Videos: (each 4 minutes will be *in the competition*)

Video 1 Macular Hole Repair: **Shohbit Chawla**

Video 2 Is the learning curve of Yamane technique for suture-less flanged intra-scleral lens fixation suitable for my age group: **Ashraf Shaarawy**

Video 3 Adventure in the Groove: **Wael Soliman**

Video 4 "Just Don't Do It": **Sangeet Mittal**

Video 5 Diabetic Conundrum: **Hesham Ashraf Omar Abdelaziz**

Video 6 Good fishing; Bad Catch! **Sherif Embabi**

Ceremony:

Honoring current president of EGVRS

Honoring guest speakers

Group Photo

9:00 – 11:00 PM **Gala Dinner** at Philae Building Garden

INTERNATIONAL MEETING OF THE
EGYPTIAN VITREORETINAL SOCIETY


EGVRS 2020



1 - 3 APRIL
2020

MÖVENPICK
Aswan, Egypt

www.egvrs.org



Friday 3rd of April, 2020

8:00 AM – 9:00 AM **Scientific Session#13 Rapid Fire Surgical Videos & Medical cases**

Moderators: Ayman Khattab, Ashraf Shaarawy, Wael Soliman, Tarek Hemeida

Topics: (Each 3 minutes)

- Video 1: What caused this hole? **Taha Mabrouk**
- Video 2: supra-choroidal hemorrhage during phaco: **Mohamed Alaa**
- Video 3: Closed funnel RD in a child: **Mohamed Hassanien**
- Video 4: Aggressive Macular TRD (Bimanual diabetic vitrectomy): **Mohamed Hassan Said**
- Video 5: Traumatic Giant Retinal Tear related retinal detachment repair, when going gets tough: **Usman Mahmood**
- Video 6: Recurrent RD with macular hole in a child: A single retinotomy can do the job: **Mahmoud Khalil**
- Video 7: Stage 5 ROP with no cutter or BIOM: **Muhammad Samir**
- Video 8: Chandlier scleral buckle for long standing retinal detachment in 6 years old child: **Mohamed Hanafy**
- Video 9: Falling apart (Dislocated lenses): **Amr Wassef**
- Video 10: Traumatic macular hole in children: **Hazem El Nashar**
- Video 11: pediatric 270-degree GRT: **Ashraf Mahrous**
- Case 1: Uveitis; Never Ceases to Amaze: **Dina Baddar**
- Case 2: Optical Coherence Tomography Morphological Features Following Modified Internal Limiting Membrane Surgical Technique in Traumatic Macular Holes: **Mahmoud Leila**
- Case 3: Neovascular AMD Not Responding to Treatment. What is Your Next step?? **Tarek Hemeida**
- Case 4: The body might have the clue: bilateral Coats disease? **Ahmed Roshdy Alagorie**
- Case 5: More than an epiretinal membrane: **Dalia Tohamy**

INTERNATIONAL MEETING OF THE
EGYPTIAN VITREORETINAL SOCIETY


EGVRS 2020



1 - 3 APRIL
2020

MÖVENPICK
Aswan, Egypt

www.egvrs.org



- Case 6: Take a step Backward: **Yousra Farweez**
- Case 7: Vanishing Retinal detachment: **Marwa Abdellah**
- Case 8: It's critical when it comes to a pilot: **Noha Maher**
- Case 9: A Rare Bilateral Serous Retinal Detachment: **Omar Mohamed Sharaf**

9:00 – 10:30 AM **Scientific Session #14 Controversies and Techniques in Retinal Surgery**

Moderators: Sherif Sheta, Ahmed Magdy Bedda, Shohbit Chawla

Topics: (Each talk 6 minutes)

- 1) Peel and cover Vs peel and invert in the management of idiopathic macular holes: **Sherif Sheta**
- 2) Optic nerve pit retinal detachment; when the inconceivable becomes achievable **Khaled El rakhawy**
- 3) Povidone Iodine infusion during vitrectomy for Endophthalmitis: **Sangeet Mittal**
- 4) Surgery for Large Submacular haemorrhage: **Manish Nagpal**
- 5) Results of surgery for diabetic TRD with no Tamponade: **Ahmed Magdy Bedda**
- 6) Dissection Technique in PDR vitrectomy: **Shohbit Chawla**
- 7) Pre-operative SS-OCT, OCTA & correlation with intra-operative findings in Vitrectomy for PDR? **Cyrus Shroff**
- 8) i-OCT in Diabetic vitrectomy, Does it make difference? **Maged Mikhael**
- 9) PFC new role in vitreoretinal interface disorders and TRD: **Ihab Abdel Aziz**
- 10) Chandelier based buckling surgery: **Manish Nagpal**
- 11) Management of pseudophakic RRD with and without PVR grade A by scleral buckling: **Ashraf Shaarawy**
- 12) Buckle vitrectomy versus vitrectomy alone for PVR? **Wael Eweis**

INTERNATIONAL MEETING OF THE
EGYPTIAN VITREORETINAL SOCIETY


EGVRS 2020



1 - 3 APRIL
2020

MÖVENPICK
Aswan, Egypt

www.egvrs.org



10:30 AM – 11:45 PM **Scientific session #15 Challenging Trauma Scenarios!
Resurrecting the Dead Pharaohs!**

Moderators: *Samir El Baha, Sangeet Mittal, Mohamed Moghazy*

Topics: (Each 6 minutes)

- 1) IOFB Dilemma: **Samir El Baha**
- 2) External magnet for safe removal of metallic IOFB: **Sherif Dabour**
- 3) Subretinal Foreign Body Challenge: **Youseff Helmy**
- 4) IOFB in a 6/6 vision: a real challenge: **Mohamed Ahmed Mohamed Attya**
- 5) The tale of the Carpenter's nail: **Ayman Khattab**
- 6) Peripherally impacted IOFB, the Semi-blind manipulations: **Mohamed Moghazy**
- 7) Autologous ILM Transplantation in traumatic Macular Break: **Mohamed Mamdouh**
- 8) Double rectangular scleral mesh (DRSM) for Dislocated IOLs: A closed vitrectomy approach: **Ihab Saad**
- 9) Dislocated IOLs – Different Strokes: **Sangeet Mittal**
- 10) The unexpected scenario after rupture globe: **Tarek Badr**

11:45 AM **Meeting Closure and Remarks**

12:30 – 3:00 PM **Lunch** at tower building